


METTLER TOLEDO ADI856 and BBA242x SCALE CONNECTIONS





METTLER TOLEDO ADI856 Terminal (Backside)


Reset Button

BBA242x Scale


Plug both the 9 Pin serial cable and the AC adapter into the back of the scale for both power to the scale head and smart scale usage with the PC.



Bottom of the scale view



Power Supply Box



Back of the Computer



External Monitor (Optional)

Note: Leave switch on the Power Supply Box in the "Off" position until all of the other cables are plugged in.

Run the white USB device cable from the power box into the USB port at the back of the PC where the corresponding yellow "1" is placed.